

# CONSENT FORM for UROLOGICAL SURGERY

(Designed in compliance with  consent form 1)

## PATIENT AGREEMENT TO INVESTIGATION OR TREATMENT

### Patient Details or pre-printed label

<b>Patient's NHS Number or Hospital number</b>	
<b>Patient's surname/family name</b>	
<b>Patient's first names</b>	
<b>Date of birth</b>	
<b>Sex</b>	
<b>Responsible health professional</b>	
<b>Job Title</b>	
<b>Special requirements</b> <i>e.g. other language/other communication method</i>	

Patient identifier/label

<b>Name of proposed procedure</b> (Include brief explanation if medical term not clear)	<b>ANAESTHETIC</b>
<b><u>RADICAL RETROPUBLIC PROSTATECTOMY AND PELVIC LYMPH NODE DISSECTION</u></b> REMOVAL OF THE WHOLE PROSTATE GLAND, SEMINAL VESICALS AND DRAINING NODES FOR CANCER, AS WELL AS TYING OF THE VAS DEFERENS. INCISION IN LOWER HALF OF ABDOMEN	- GENERAL/REGIONAL - LOCAL - SEDATION

**Statement of health professional** (To be filled in by health professional with appropriate knowledge of proposed procedure, as specified in consent policy) I have explained the procedure to the patient. In particular, I have explained:

**The intended benefits**

TO TREAT PROSTATE CANCER

**Serious or frequently occurring risks** including any extra procedures, which may become necessary during the procedure. I have also discussed what the procedure is likely to involve, the benefits and risks of any available alternative treatments (including no treatment) and any particular concerns of this patient. Please tick the box once explained to patient

COMMON

- TEMPORARY INSERTION OF A BLADDER CATHETER AND WOUND DRAIN
- HIGH CHANCE OF IMPOTENCE DUE TO UNAVOIDABLE NERVE DAMAGE
- NO SEMEN IS PRODUCED DURING AN ORGASM CAUSING SUB FERTILITY

OCCASIONAL

- BLOOD LOSS REQUIRING TRANSFUSION OR REPEAT SURGERY
- URINARY INCONTINENCE TEMPORARY OR PERMANENT REQUIRING PADS OR FURTHER SURGERY
- DISCOVERY THAT CANCER CELLS ALREADY OUTSIDE PROSTATE NEEDING OBSERVATION OR FURTHER TREATMENT
- FURTHER TREATMENT AT A LATER DATE IF REQUIRED INCLUDING RADIOTHERAPY OF HORMONAL THERAPY
- SCAR TISSUE IN URETHRA OR AT THE SITE OF ANASTOMOSIS REQUIRING FURTHER TREATMENT

RARE

- ANAESTHETIC OR CARDIOVASCULAR PROBLEMS POSSIBLY REQUIRING INTENSIVE CARE ADMISSION (INCLUDING CHEST INFECTION, PULMONARY EMBOLUS, STROKE, DEEP VEIN THROMBOSIS, HEART ATTACK AND DEATH.)
- PAIN, INFECTION OR HERNIA IN AREA OF INCISION
- RECTAL INJURY, VERY RARELY NEEDING TEMPORARY COLOSTOMY
- INJURY TO SURROUNDING ORGANS (BLOOD VESSELS, URETERS AND NERVES ETC.) REQUIRING FURTHER TREATMENT
- COLLECTION OF LYMPHATIC FLUID AT THE SITE OF OPERATION REQUIRING OBSERVATION OR FURTHER TREATMENT

ALTERNATIVE THERAPY: WATCHFUL WAITING, RADIOTHERAPY, BRACHYTHERAPY, HORMONAL THERAPY AND PERINEAL, ROBOTIC OR LAPAROSCOPIC REMOVAL.

**A blood transfusion** may be necessary during procedure and patient agrees **YES or NO (Ring)**

<b>Signature of Health Professional</b>	<b>Job Title</b>
<b>Printed Name</b>	<b>Date</b>

**The following leaflet/tape has been provided**

BAUS information leaflet (21/106)

**Contact details** (if patient wishes to discuss options later)

CASE WORKER

**Statement of interpreter** (where appropriate) I have interpreted the information above to the patient to the best of my ability and in a way in which I believe s/he can understand.

Signature of interpreter:

Print name:

Date:

Copy (i.e. page 3) accepted by patient: yes/no (please ring)

Patient identifier/label

Patient Copy

<b>Name of proposed procedure</b> (Include brief explanation if medical term not clear)	<b>ANAESTHETIC</b>
<b>RADICAL RETROPUBLIC PROSTATECTOMY AND PELVIC LYMPH NODE DISSECTION</b> REMOVAL OF THE WHOLE PROSTATE GLAND, SEMINAL VESICALS AND DRAINING NODES FOR CANCER, AS WELL AS TYING OF THE VAS DEFERENS. INCISION IN LOWER HALF OF ABDOMEN	- GENERAL/REGIONAL - LOCAL - SEDATION

**Statement of health professional** (To be filled in by health professional with appropriate knowledge of proposed procedure, as specified in consent policy) I have explained the procedure to the patient. In particular, I have explained:

**The intended benefits**

TO TREAT PROSTATE CANCER

**Serious or frequently occurring risks** including any extra procedures, which may become necessary during the procedure. I have also discussed what the procedure is likely to involve, the benefits and risks of any available alternative treatments (including no treatment) and any particular concerns of this patient. Please tick the box once explained to patient

COMMON

- TEMPORARY INSERTION OF A BLADDER CATHETER AND WOUND DRAIN
- HIGH CHANCE OF IMPOTENCE DUE TO UNAVOIDABLE NERVE DAMAGE
- NO SEMEN IS PRODUCED DURING AN ORGASM CAUSING SUB FERTILITY

OCCASIONAL

- BLOOD LOSS REQUIRING TRANSFUSION OR REPEAT SURGERY
- URINARY INCONTINENCE TEMPORARY OR PERMANENT REQUIRING PADS OR FURTHER SURGERY
- DISCOVERY THAT CANCER CELLS ALREADY OUTSIDE PROSTATE NEEDING OBSERVATION OR FURTHER TREATMENT
- FURTHER TREATMENT AT A LATER DATE IF REQUIRED INCLUDING RADIOTHERAPY OF HORMONAL THERAPY
- SCAR TISSUE IN URETHRA OR AT THE SITE OF ANASTOMOSIS REQUIRING FURTHER TREATMENT

RARE

- ANAESTHETIC OR CARDIOVASCULAR PROBLEMS POSSIBLY REQUIRING INTENSIVE CARE ADMISSION (INCLUDING CHEST INFECTION, PULMONARY EMBOLUS, STROKE, DEEP VEIN THROMBOSIS, HEART ATTACK AND DEATH.)
- PAIN, INFECTION OR HERNIA IN AREA OF INCISION
- RECTAL INJURY, VERY RARELY NEEDING TEMPORARY COLOSTOMY
- INJURY TO SURROUNDING ORGANS (BLOOD VESSELS, URETERS AND NERVES ETC.) REQUIRING FURTHER TREATMENT
- COLLECTION OF LYMPHATIC FLUID AT THE SITE OF OPERATION REQUIRING OBSERVATION OR FURTHER TREATMENT

ALTERNATIVE THERAPY: WATCHFUL WAITING, RADIOTHERAPY, BRACHYTHERAPY, HORMONAL THERAPY AND PERINEAL, ROBOTIC OR LAPAROSCOPIC REMOVAL.

**A blood transfusion** may be necessary during procedure and patient agrees **YES or NO (Ring)**

<b>Signature of Health Professional</b>	<b>Job Title</b>
<b>Printed Name</b>	<b>Date</b>

**The following leaflet/tape has been provided**

BAUS information leaflet (21/106)

**Contact details** (if patient wishes to discuss options later) CASE WORKER

**Statement of interpreter** (where appropriate) I have interpreted the information above to the patient to the best of my ability and in a way in which I believe s/he can understand.

**Signature of interpreter:**

**Print name:**

**Date:**

Patient identifier/label

**Statement of patient**

Please read this form carefully. If your treatment has been planned in advance, you should already have your own copy of page 2, which describes the benefits and risks of the proposed treatment. If not, you will be offered a copy now. If you have any further questions, do ask - we are here to help you. You have the right to change your mind at any time, including after you have signed this form.

- I agree**
  - to the procedure or course of treatment described on this form.
  - to a blood transfusion if necessary
  - that any tissue that is normally removed in this procedure could be stored and used for medical research (after the pathologist has examined it) rather than simply discarded. PLEASE TICK IF YOU AGREE
  
- I understand**
  - that you cannot give me a guarantee that a particular person will perform the procedure. The person will, however, have appropriate experience.
  - that I will have the opportunity to discuss the details of anaesthesia with an anaesthetist before the procedure, unless the urgency of my situation prevents this. (This only applies to patients having general or regional anaesthesia.)
  - that any procedure in addition to those described on this form will only be carried out if it is necessary to save my life or to prevent serious harm to my health.
  
- I have been told**
  - about additional procedures which may become necessary during my treatment. I have listed below any procedures which **I do not wish to be carried out** without further discussion.

\_\_\_\_\_

\_\_\_\_\_

<b>Signature of Patient:</b>		<b>Print please:</b>	<b>Date:</b>
------------------------------	--	----------------------	--------------

**A witness should sign** below if the patient is unable to sign but has indicated his or her consent. Young people/children may also like a parent to sign here. (See DOH guidelines).

Signed \_\_\_\_\_  
Date \_\_\_\_\_  
Name (PRINT) \_\_\_\_\_

**Confirmation of consent** (to be completed by a health professional when the patient is admitted for the procedure, if the patient has signed the form in advance). On behalf of the team treating the patient, I have confirmed with the patient that s/he has no further questions and wishes the procedure to go ahead.

<b>Signature of Health Professional</b>	<b>Job Title</b>
<b>Printed Name</b>	<b>Date</b>

**Important notes: (tick if applicable)**

- See also advance directive/living will (eg Jehovah's Witness form)
- Patient has withdrawn consent (ask patient to sign/date here) .....



# **RADICAL RETROPUBIC PROSTATECTOMY**

**Information about your procedure from  
The British Association of Urological Surgeons (BAUS)**

This leaflet contains evidence-based information about your proposed urological procedure. We have consulted specialist surgeons during its preparation, so that it represents best practice in UK urology. You should use it in addition to any advice already given to you.

To view the online version of this leaflet, type the text below into your web browser:

[http://www.baus.org.uk/\\_userfiles/pages/files/Patients/Leaflets/Rad prost retro.pdf](http://www.baus.org.uk/_userfiles/pages/files/Patients/Leaflets/Rad%20prost%20retro.pdf)

## **Key Points**

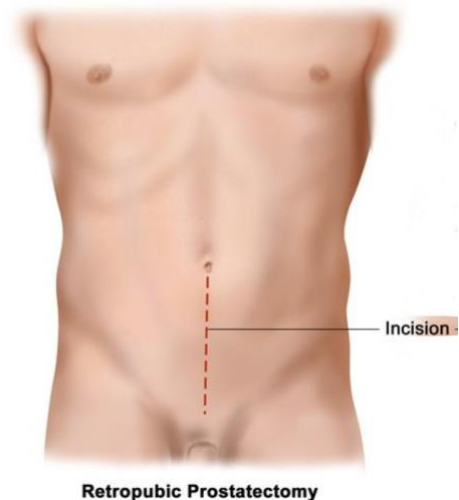
- Radical retropubic prostatectomy aims to remove your prostate and seminal vesicles completely, whilst trying to preserve the structures required for urinary continence
- A catheter is required for a short time while the new bladder join heals
- The procedure is done through an incision in your lower abdomen (tummy) below your umbilicus (belly button)
- Erectile dysfunction (impotence), some leaking of urine and some shortening of the penis can occur

## **What does this procedure involve?**

This involves removal of your prostate gland, seminal vesicles and, sometimes, the draining lymph glands, as well as tying off your vasa deferentia (sperm-carrying tubes). It is performed through an incision in your lower abdomen (tummy, pictured).

We only use open radical prostatectomy (perineal or retropubic) in 10% of men treated surgically. Our aims in men with cancer confined to the prostate gland are:

- to remove the cancer;
- to achieve a clear margin away from the tumour;
- to drop the PSA blood level below 0.1 ng per ml;



- to reduce the need for any further treatment (e.g. radiotherapy or hormone treatment);
- to preserve your continence; and
- if possible and appropriate, to preserve the erection nerves to your penis.

The erection nerves lie very close to your prostate, forming a cobweb of delicate strands over its surface. If your erections were normal before the procedure, it is usually possible to preserve them (nerve-sparing prostatectomy). But they may take some time to recover. We can only preserve these nerves if the cancer has not reached the layer where they lie.

Your team will explain how you can enjoy a healthy sex life after surgery, even if the nerves do not recover or need to be removed.

### **What are the alternatives for organ-confined cancer?**

- **[Active surveillance](#)** – no active treatment but careful monitoring of your PSA levels with repeated biopsies and further intervention only if there is definite evidence of cancer progression
- **[Open radical perineal prostatectomy](#)** - performed through an incision just in front of your anus
- **[Robotic-assisted laparoscopic radical prostatectomy](#)** – performed using a keyhole technique with robotic assistance
- **[External beam radiotherapy](#)** – giving an intensive course of external irradiation to your prostate gland
- **[Permanent seed brachytherapy](#)** – implanting radio-active seeds under ultrasound control into your prostate gland
- **[High intensity focused ultrasound \(HIFU\)](#)** – external beamed ultrasound; only available in a few specialist centres and, because we do not have long-term results, needs to be given as part of a clinical trial
- **[Cryotherapy](#)** – freezing & thawing the prostate with fine needles passed into the gland; only available in a few specialist centres and, because we do not have long-term results, needs to be given as part of a clinical trial

Deciding which treatment to have is not something you will do alone and may depend on the level of expertise available at your hospital. If you need further information, please contact your specialist nurse, surgical care practitioner or urologist.

## What happens on the day of the procedure?

Your urologist (or a member of their team) will briefly review your history and medications, and will discuss the surgery again with you to confirm your consent.

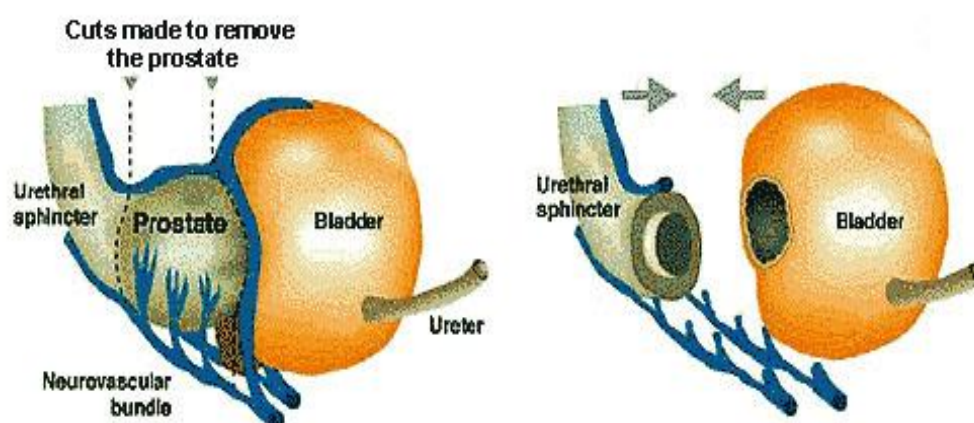
An anaesthetist will see you to discuss the options of a general anaesthetic or spinal anaesthetic. The anaesthetist will also discuss pain relief after the procedure with you.

We may provide you with a pair of TED stockings to wear, and we may give you a heparin injection to thin your blood. These help to prevent blood clots from developing and passing into your lungs. Your medical team will decide whether you need to continue these after you go home.

We normally give you a small enema before surgery to ensure that your bowel is clear.

## Details of the procedure

- we normally carry out the procedure under a general anaesthetic
- we will give you an injection of antibiotics before the procedure after checking carefully for any allergies
- we make an incision in the lower part of your abdomen (tummy)
- we free your prostate from the bladder and urethra (waterpipe) so it can be removed, whilst sparing the muscles and nerves that control continence and trying to preserve your erection nerves
- we then re-join your urethra to your bladder using absorbable stitches (pictured below)








- we put a catheter in your bladder to drain the urine while the new join heals










- we put a small drainage tube close to the site of the prostate to drain any fluid which collects; this is usually removed within 48 hours
- we close your wound with sutures or clips which are normally removed after seven to 10 days
- the procedure usually takes two to three hours to perform
- you should expect to be in hospital for two to four days

## Are there any after-effects?

The possible after-effects and your risk of getting them are shown below. Some are self-limiting or reversible, but others are not. We have not listed very rare after-effects (occurring in less than 1 in 250 patients) individually. The impact of these after-effects can vary a lot from patient to patient; you should ask your surgeon's advice about the risks and their impact on you as an individual:

After-effect	Risk
No semen is produced during an orgasm, effectively making you infertile	 All patients
A high chance of erectile dysfunction (impotence) if a nerve-sparing operation is not possible or nerve damage is unavoidable, together with some shortening of your penis	 Almost all patients
Urinary incontinence which may only require pads if temporary, but may need further surgery if it goes on for more than a year (e.g. an <a href="#">artificial urinary sphincter</a> or a <a href="#">synthetic male sling</a> )	 Between 1 in 20 & 1 in 33 patients (3 to 5%)
Pathology tests that show cancer outside or at the margin of the prostate (positive margins) requiring observation & possible further treatment	 Between 1 in 10 & 1 in 50 patients
Bleeding requiring transfusion or further surgery	 Between 1 in 10 & 1 in 50 patients



Leakage of urine from the new join between bladder & urethra, delaying discharge or needing longer catheter time		Between 1 in 10 & 1 in 50 patients
Further treatment with hormones, radiotherapy or chemotherapy may be needed at a later date if your PSA blood test still shows that cancer is present		Between 1 in 10 & 1 in 50 patients
Pain, infection or hernia in your incision requiring further treatment		Between 1 in 10 & 1 in 50 patients
Lymph fluid collection (if the pelvic lymph nodes were removed or biopsied during surgery)		Between 1 in 10 & 1 in 50 patients
Anaesthetic or cardiovascular problems possibly requiring intensive care admission (including chest infection, pulmonary embolus, stroke, deep vein thrombosis, compartment syndrome, heart attack)		Between 1 in 50 & 1 in 250 patients (your anaesthetist can estimate your individual risk)
Rectal injury or fistula requiring a temporary colostomy to allow healing		Between 1 in 50 & 1 in 250 patients
Numbness & weakness due to nerve compression caused by your position during surgery		Between 1 in 50 & 1 in 250 patients

### What is my risk of a hospital-acquired infection?

Your risk of getting an infection in hospital is between 4 & 6%; this includes getting *MRSA* or a *Clostridium difficile* bowel infection. This figure is higher if you are in a “high-risk” group of patients such as patients who have had:

- long-term drainage tubes (e.g. catheters);
- long hospital stays; or
- multiple hospital admissions.

### What can I expect when I get home?

- you will get some swelling and bruising of the incisions which may last several days
- it may be several days before you have your bowels open

- you will be discharged with a catheter in your bladder; we will show you how to manage it at home
- you will be given advice about your recovery at home
- you will be given a copy of your discharge summary and a copy will also be sent to your GP
- any antibiotics or other tablets you may need will be arranged & dispensed from the hospital pharmacy
- a follow-up appointment will be made for you to have your catheter removed
- we will arrange for you to have your stitches or clips removed after seven to 10 days.
- before your catheter has been removed, you should start doing [pelvic floor exercises](#)
- do not worry if you leak some urine when your catheter comes out; almost everyone has a period of bladder recovery when they will need to wear protective pads
- we will discuss the microscopic analysis of your prostate in a multi-disciplinary team (MDT) meeting
- we will arrange for you to have your first PSA check six to eight weeks after the procedure

## **General information about surgical procedures**

### ***Before your procedure***

Please tell a member of the medical team if you have:

- an implanted foreign body (stent, joint replacement, pacemaker, heart valve, blood vessel graft);
- a regular prescription for a blood thinning agent (e.g. warfarin, aspirin, clopidogrel, rivaroxaban, dabigatran);
- a present or previous MRSA infection; or
- a high risk of variant-CJD (e.g. if you have had a corneal transplant, a neurosurgical dural transplant or human growth hormone treatment).

### ***Questions you may wish to ask***

If you wish to learn more about what will happen, you can find a list of suggested questions called "[Having An Operation](#)" on the website of the Royal College of Surgeons of England. You may also wish to ask your surgeon for his/her personal results and experience with this procedure.

For several years, BAUS has collected data from urologists undertaking this surgery. You can view these data, by unit and by Consultant, in the [Surgical Outcomes Audit](#) section of the BAUS website.

## ***Before you go home***

We will tell you how the procedure went and you should:

- make sure you understand what has been done;
- ask the surgeon if everything went as planned;
- let the staff know if you have any discomfort;
- ask what you can (and cannot) do at home;
- make sure you know what happens next; and
- ask when you can return to normal activities.

We will give you advice about what to look out for when you get home. Your surgeon or nurse will also give you details of who to contact, and how to contact them, in the event of problems.

## ***Smoking and surgery***

Ideally, we would prefer you to stop smoking before any procedure. Smoking can worsen some urological conditions and makes complications more likely after surgery. For advice on stopping, you can:

- contact your GP;
- access your local [NHS Smoking Help Online](#); or
- ring the free NHS Smoking Helpline on **0300 123 1044**.

## ***Driving after surgery***

It is your responsibility to make sure you are fit to drive after any surgical procedure. You only need to [contact the DVLA](#) if your ability to drive is likely to be affected for more than three months. If it is, you should check with your insurance company before driving again

## **What should I do with this information?**

Thank you for taking the trouble to read this information. Please let your urologist (or specialist nurse) know if you would like to have a copy for your own records. If you wish, the medical or nursing staff can also arrange to file a copy in your hospital notes.

## **What sources have we used to prepare this leaflet?**

This leaflet uses information from consensus panels and other evidence-based sources including:

- the [Department of Health \(England\)](#);
- the [Cochrane Collaboration](#); and
- the [National Institute for Health and Care Excellence \(NICE\)](#).

It also follows style guidelines from:

- the [Royal National Institute for Blind People \(RNIB\)](#);
- the [Information Standard](#);
- the [Patient Information Forum](#); and
- the [Plain English Campaign](#).

## **Disclaimer**

We have made every effort to give accurate information but there may still be errors or omissions in this leaflet. BAUS cannot accept responsibility for any loss from action taken (or not taken) as a result of this information.

### **PLEASE NOTE**

The staff at BAUS are not medically trained, and are unable to answer questions about the information provided in this leaflet. If you do have any questions, you should contact your urologist, specialist nurse or GP.